



Getting Started with Osmo Tangram Education

Updated 05.11.2021
Version 2.7.1




Table of Contents

What's Included?	2
Menu Navigation	4
Game Manual	5
Storage Overview	7
Best Practices for Effective Osmo Detection	8
Other Questions	9

Looking for the new (2021) Osmo Tangram Guide?

You can access the new [Getting Started Guide here.](#)

What's Included?

Each Tangram game contains 7 colorful shapes:



Large red triangle
Quantity: 1



Small fuchsia triangle
Quantity: 1



Large dark blue triangle
Quantity: 1



Yellow square
Quantity: 1



Medium green triangle
Quantity: 1



Orange parallelogram
Quantity: 1




Small light blue triangle
Quantity: 1


We have Tangram tiles available for sale separately on [our shopping page](#). Please note that these are the only Tangram tiles that will work with Osmo.

The Tangram Education app is available free of charge [on the App Store](#) (for compatible iPads) and [on Amazon](#) (for compatible Fire tablets). Please check [this list of Osmo-compatible devices](#).


Menu Navigation

- Play.
 - Jump right in! Select one of the levels below:



- Easy (yellow): All puzzle piece colors given.
 - Medium (orange): Puzzle piece colors are different shades of grey.
 - Hard (red): Puzzle is all black (silhouette).
 - Harder (purple): Puzzle is all black, and puzzle pieces only light up once *ALL* are correctly in place. The Harder level will unlock after 4 Hard puzzles have been solved.
 - As you advance in the game, you will notice your ribbons and achievements appearing on the start screen. The level selection screen gradually turns into a large map with trees, treasure chests, puzzle shapes, and castles that you can navigate through.
 - A blue owl named Owla guides you through the game. You can disable Owla in the Settings menu ( in the top left corner).
- Junior mode

Junior mode is made up of about a dozen puzzles, some of which use only a couple of puzzle pieces. The game gives the player many visual and audio cues to assist in completing the puzzles. Junior mode puzzles do not use all of the pieces.

To get back to the home screen from any point in the game, tap the screen once, then tap the Settings icon () in the top left corner, and select **Home**.

Game Manual

A. Object of the Game

Tangram helps players exercise spatial and visual problem-solving skills. The game includes **400** puzzles.

The puzzles are made up of all sorts of different shapes, such as animals, humans, numbers, houses, arrows, and other objects. Players can work toward reaching all the castles, finishing all **400** puzzles, and/or completing the list of Achievements.

Achievements include:

- Collector: *Have 100 hints in the bank.*
- Explorer: *Reveal the entire map.*
- Yellow Victory: *Solve the entire map in yellow or above.*
- Orange Victory: *Solve the entire map in orange or above.*
- Red Victory: *Solve the entire map in red or above.*
- Total Victory: *Solve the entire map in purple.*
- Learned: *Finish Junior mode.*
- 5 Under 5: *Solve 5 puzzles (orange or harder in under 5 minutes).*
- Rescue: *Rescue someone from a castle.*
- Hoarder: *Have 1000 hints in the bank.*
- Impatience: *Solve a puzzle all at once.*
- Orange Streak: *Solve 10 orange in a row without using hints.*
- Red Streak: *Solve 10 red in a row without using hints.*
- Purple Streak: *Solve 10 purple in a row without using hints.*
- Hero: *Rescue 10 people from castles.*
- Superhero: *Rescue 50 people from castles.*
- Adventurer: *Complete a big castle.*
- Conqueror: *Complete all castles.*
- Finders, Keepers: *Open a treasure chest.*
- Cha-Ching: *Open 10 treasure chests.*
- Millionaire: *Open all treasure chests.*


When an Achievement is reached, a green bar pops up in the top right of the screen that has the name and description of the Achievement. Hooray!

B. Badges

Players get ribbons based on how many puzzles/castles they have solved of varying difficulty levels.



- The black castle with a number represents the number of solved castles (any difficulty).
- The treasure chest with a number indicates how many treasure chests have been opened.
- Each color badge shows how many puzzles have been solved at that difficulty level.
- The blue badge on the Junior level is achieved after completing all puzzles in that mode.

C. Treasure chests



As a player opens more treasure chests, the player gathers gems, which are helpful for the more difficult puzzles. Use gems to get color silhouette clues for the more challenging puzzles.

D. Changing game settings

Settings can be changed by tapping the Settings icon  in the top left corner. If you have the Osmo World app installed, tap the globe icon, then tap .

You can 1) disable or enable Owla (the blue owl character that guides you through the game); 2) disable or enable the Classic mode (with puzzles appearing in a grid, without a treasure map); and 3) reset your progress to the beginning of the game.

E. Changing game difficulty

To change to a different level of difficulty, tap the tree icon in the bottom right corner to return to the level selection screen, then tap any level you wish. You can also tap an image for a previously completed puzzle to redo that puzzle at a different level of difficulty.

Best Practices for Effective Osmo Detection



1. Keep hands and fingers away from puzzle pieces after placing them so that Osmo can see it.
2. Keep the reflector centered along the top edge of your device so the camera can see the board.
3. Keep the puzzle pieces close to your device so the camera can see them.
4. Play Tangram in a well lit room.
5. If your table top or surface is a dark color, it may be interfering with the software detection. Try placing an 8.5 x 11 sheet of white paper on the tabletop, and then the puzzle pieces on top of the paper.
6. Make sure you are using a device that is compatible with Osmo. Please check [this updated list](#).
7. If you experience any issues despite this setup, please reach out to support@playosmo.com for assistance.

Other Questions

What do I do if I lose a piece?

Please reach out to us at support@playosmo.com.

Can I clean the puzzle pieces?

You can gently wipe the pieces with a damp cloth if they get dirty.

Looking for the new (2021) Osmo Tangram Guide?

You can access the new [Getting Started Guide here](#).